






A D Capo Clip - WWW.CapoClips.com

The D capo clip can be many different chords creating cool new open tuning sounds. Watch the video "Cool Chord Combinations" to see and hear. Here are some variations of chords played with the D capo clip..

NOTE: If a note is not fretting tight to the neck and not ringing clear you may need to move the capo slightly towards the problem string this should distribute the force in that direction and hold the string down tight so it can ring clear.

For the D major chord it may be necessary to remove the middle rubber fretter and place the included O-ring spacer ring over the G string fretter so the capo is balanced properly and does not touch the open low string.



Patent Pending